

Japan Railways (JR) system is made up of six regional JR companies, each distinguished by color.

Visit respective JR Group companies for more information at

<http://www.jrhokkaido.co.jp/>

<http://www.jreast.co.jp/>

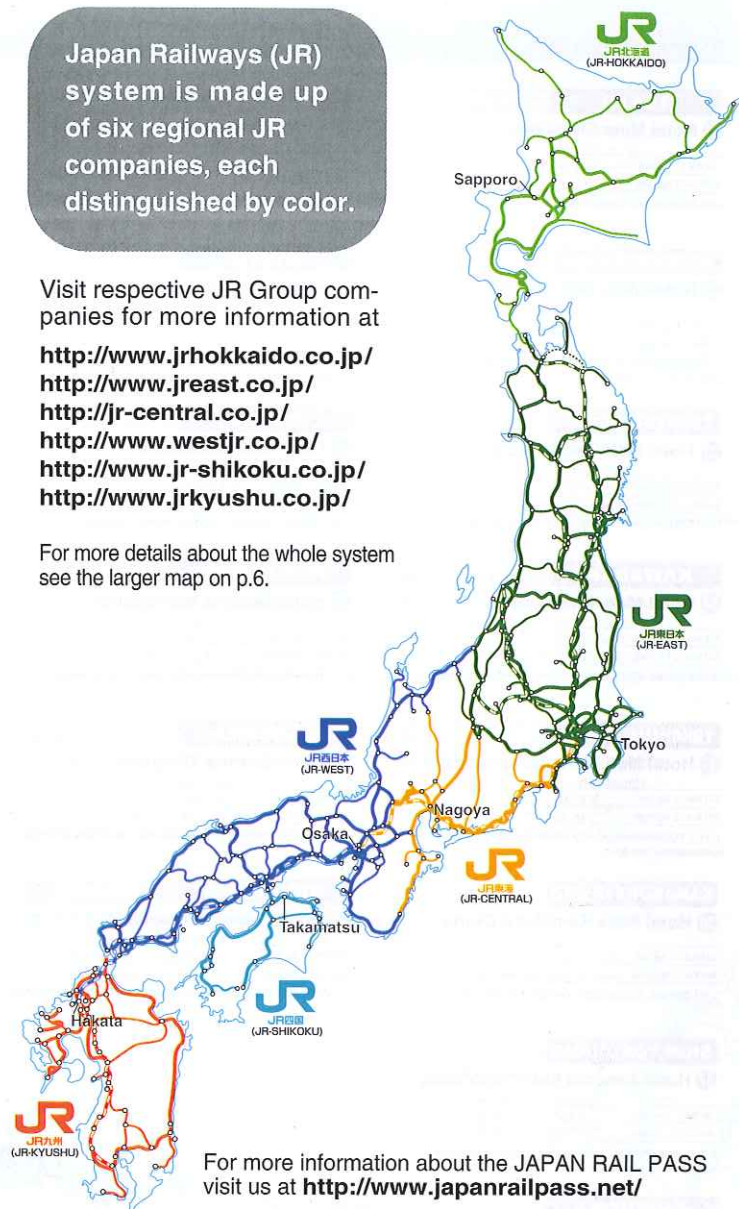
<http://jr-central.co.jp/>

<http://www.westjr.co.jp/>

<http://www.jr-shikoku.co.jp/>

<http://www.jrkyushu.co.jp/>

For more details about the whole system see the larger map on p.6.



For more information about the JAPAN RAIL PASS visit us at <http://www.japanrailpass.net/>



Neotour

Your Sightseeing Passport to Japan

Japan Rail Pass



Japan.
Endless
Discovery.

JR JAPAN RAILWAYS GROUP

All Aboard!

JAPAN RAIL PASS... The Key To Convenient Sightseeing In Japan



The JAPAN RAIL PASS is offered by the six companies that make up the Japan Railways Group (JR Group).



The JAPAN RAIL PASS offers an incredibly economical way to travel throughout Japan by rail. Please be aware, however, that some restrictions apply (see page 5 for details). The pass is **not valid for "NOZOMI" and "MIZUHO" trains on the Tokaido, Sanyo and Kyushu Shinkansen lines.**

How to obtain a JAPAN RAIL PASS

A JAPAN RAIL PASS cannot be purchased inside Japan.

Purchase an Exchange Order before you come to Japan

from an authorized sales office or agent (JTB Corp., Nippon Travel Agency, KINTETSU INTERNATIONAL, Toptour, Japan Airlines*¹, All Nippon Airways*², JALPAK, and their associated agencies).

*¹ In this case, you must book a JAL Group flight.

*² In this case, you must book a ANA Group flight.

Present your Exchange Order and obtain your JAPAN RAIL PASS after you arrive in Japan

You have to turn in your Exchange Order (with your passport*) to receive your JAPAN RAIL PASS at an applicable JR station that has a JAPAN RAIL PASS exchange office (see pp.6-8).

* Without your passport, the pass exchange will not be made. (A photocopy of your passport is also not acceptable.) And if you meet conditions 2.a or b on p.3, you will be required to show proof of same at both times of Exchange Order purchase and PASS exchange.

Contents

What is JR?	1
A. Who is eligible for a JAPAN RAIL PASS?	3
B. How to obtain a JAPAN RAIL PASS	4
C. JAPAN RAIL PASS types and prices	
D. Where Exchange Orders are sold	
E. JAPAN RAIL PASS validity	5
F. Major JR lines, stations, and airports throughout Japan	6
G. How to turn in an Exchange Order to receive a JAPAN RAIL PASS	7
H. How to make seat reservations	
I. Major stations with JAPAN RAIL PASS exchange offices	
J. Stations with JAPAN RAIL PASS exchange offices	8
K. To use a train or car not within the validity range of a JAPAN RAIL PASS	9
L. Other usage conditions	
JR HOTEL GROUP	10

Trains... A Quality Way to Tour Japan

Japan's railway network is extremely convenient and highly efficient. JR Group railways are proud of their international reputation for frequent service, punctuality, high speed, and safety. Travel by train is also the ideal way to view Japan: you ride comfortable and carefree, as vistas of a nation glide before your window—mountains, forests, lakes, highlands, and the sea.

Hokkaido Railway Company

Limited Express

Super Ozora



Sapporo-Kushiro

As fast as 3 hr. and 35 min.—computer-control enables high speed on sharp curves.

East Japan Railway Company

Limited Express

NARITA EXPRESS

(N'EX)

Narita Airport-Tokyo/Shinjuku/Shibuya/Ikebukuro/Shinagawa/Musashi-Kosugi/Yokohama/Totsuka/Ofuna/Omiya/Takao
Moving comfort...and forget about the traffic jam; the direct link between Narita Airport and major stations in downtown Tokyo.



Central Japan Railway Company

Limited Express

Hida

Nagoya-Takayama/Toyama

This train features panorama windows, so passengers can enjoy the stunning natural scenery that changes with the seasons in the mountains along the Hida River.



What is JR?

Covering the Nation: A comprehensive railway network that covers every corner of the four major islands of Japan. **Frequent:** More than 20,000 departures every day. **Punctual:** JR trains are so reliable.



West Japan Railway Company

Limited Express

Haruka

Kansai Airport -

Tennoji/Shin-Osaka/Kyoto/Maibara
Logo featuring traditional Japanese design; spacious, relaxing interior, fastest travel to Osaka and Kyoto, Japan's ancient capital.

Shikoku Railway Company

Limited Express

Shiokaze



Okayama -

Matsuyama/Uwajima

Crosses the long bridge over the Inland Sea of Seto; new high-tech model, much faster, "The Gale of the Inland Sea."

Kyushu Railway Company

Limited Express

Sonic



Hakata - Oita

As fast as 120 min.—relaxing, high-back leather seats... luxurious, high-tech vehicles for north-eastern Kyushu sightseeing.

Advanced, Fast, and Safe: These trains are famous throughout the world for their fast speed and their safety record. **Comfortable:** Modern, clean, complete facilities—trains, stations, and service—for comfortable travel in today's age.

A. Who is eligible for a JAPAN RAIL PASS?

The JAPAN RAIL PASS is a special ticket that is available only to travelers visiting Japan from foreign countries for sightseeing. To be eligible to purchase a JAPAN RAIL PASS you must meet one of the following two conditions.

1. You are a foreign tourist visiting Japan from abroad for sightseeing, under the entry status of "Temporary Visitor (短期滞在)."

"Temporary Visitor" entry status, according to Japanese Immigration Law, allows a stay in Japan of 15 days or 90 days for "sightseeing, etc." If you apply for a "stay for sightseeing" when you enter Japan, entry personnel will stamp your passport as "Temporary Visitor," as shown below. Only persons who have a passport bearing this stamp can use a JAPAN RAIL PASS.



Examples of the "Temporary Visitor" entry status stamp

Caution:

Even if you visit Japan with an Exchange Order (see B on p.4), to be turned in for a JAPAN RAIL PASS, the exchange cannot be made unless you have "Temporary Visitor" status; if you enter Japan under any other official status, such as "Trainee," "Entertainer," or "Reentry Permit," you cannot change the Exchange Order for a JAPAN RAIL PASS. Please note that according to strict interpretation of the Japanese Immigration Law, "Temporary Visitor" status differs even from other types of stays that are also for only short time periods.

2. You are a Japanese national living in a foreign country,

- who is qualified to live permanently in that country, or
- who is married to a non-Japanese residing in a country other than Japan.

Note: Persons meeting conditions a or b above must be required to show proof of same at the point of purchase of an Exchange Order and obtaining a JAPAN RAIL PASS.

B. How to obtain a JAPAN RAIL PASS

A JAPAN RAIL PASS cannot be purchased inside Japan. You must purchase an Exchange Order from an authorized sales office or agent (see D) before you come to Japan.

C. JAPAN RAIL PASS types and prices

There are two types of JAPAN RAIL PASS: Green (for superior-class Green Cars), and Ordinary. Each of these types is available as a 7-day, 14-day, or 21-day PASS with a JAPAN RAIL PASS.

Type:	Green		Ordinary	
Duration	Adult	Child	Adult	Child
7-day	¥ 37,800	¥ 18,900	¥ 28,300	¥ 14,150
14-day	¥ 61,200	¥ 30,600	¥ 45,100	¥ 22,550
21-day	¥ 79,600	¥ 39,800	¥ 57,700	¥ 28,850

The above are yen (¥) prices for a JAPAN RAIL PASS Exchange Order ; the actual cost in local currency is calculated at the time the Exchange Order is issued. Note that the purchase exchange rate may differ from the exchange rate in effect when you actually visit Japan. The local currency price, applicable exchange rate, and issue date for an Exchange Order are specified on the Exchange Order itself. PASS prices for children apply from age 6 to and including age 11. Prices are subject to change. The applicable price is the price valid on the date when an Exchange Order is issued.

D. Where Exchange Orders are sold

JTB Corp., Nippon Travel Agency, KINTETSU INTERNATIONAL, Toptour, Japan Airlines*1, All Nippon Airways*2, JALPAK, and their associated agencies.

*1 In this case, you must book a JAL Group flight.

*2 In this case, you must book a ANA Group flight.

You can find information about these agencies on the Internet at <http://www.japanrailpass.net/>

Shinkansen "bullet trains"



Yamagata Shinkansen "TSUBASA"



Akita Shinkansen "KOMACHI"



Tohoku Shinkansen "HAYABUSA"



Nagano Shinkansen "ASAMA"



San'yo Shinkansen "HIKARI Rail Star"



Tokaido & San'yo Shinkansen "HIKARI"

San'yo Shinkansen (622.3 km)
Train Names: NOZOMI, MIZUHO, HIKARI (incl. HIKARI Rail Star), SAKURA, KODAMA

Tokaido Shinkansen (552.6 km)
Train Names: NOZOMI, HIKARI, KODAMA



Note: There are six types of train services, "NOZOMI," "MIZUHO," "HIKARI," "SAKURA," "KODAMA" and "TSUBAME" on the Tokaido, Sanyo and Kyushu Shinkansen, and the stations at which trains stop vary with train types. The JAPAN RAIL PASS is only valid for "HIKARI," "SAKURA," "KODAMA" and "TSUBAME" trains, and not valid for any seats, reserved or non-reserved, on "NOZOMI" and "MIZUHO" trains. To travel on the Tokaido, Sanyo and Kyushu Shinkansen, the pass holders must take "HIKARI," "SAKURA," "KODAMA" or "TSUBAME" trains, or pay the basic fare and the Shinkansen express charge to take "NOZOMI" and "MIZUHO" trains (see p.5 for details).

*Hayabusa begins operation on March 5, 2011 *Mizuho and Sakura begin operation on March 12, 2011 *Gran Class (Facilities) will be connected starting March 5, 2011

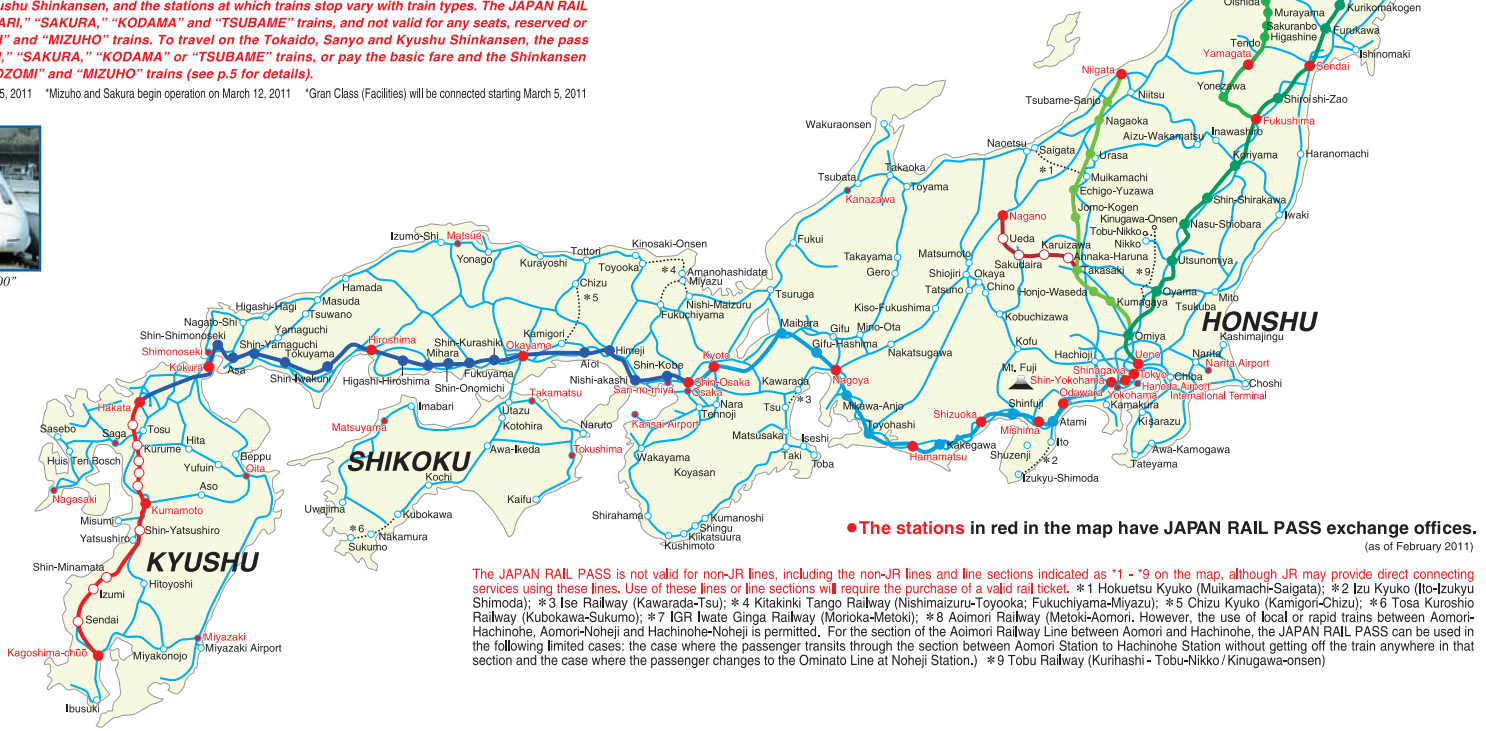


Kyushu Shinkansen "Series 800"

Kumamoto

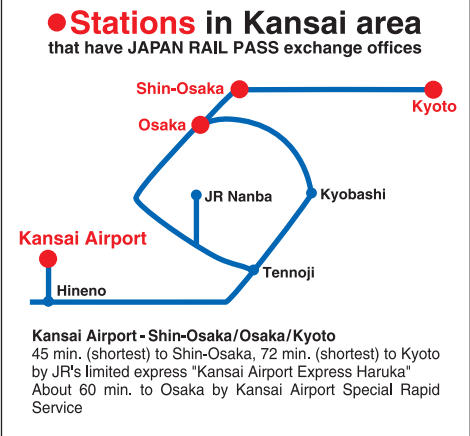
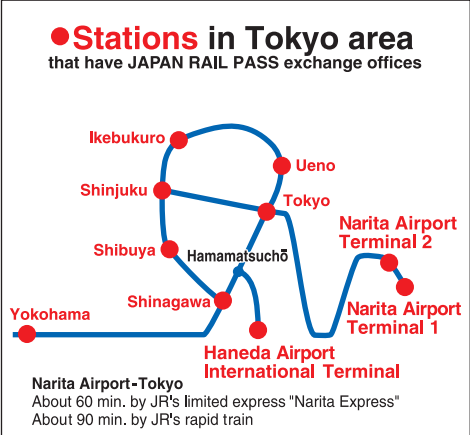
Kyushu Shinkansen (288.9 km)
Train Names: MIZUHO, SAKURA, TSUBAME

Kagoshima-chūō

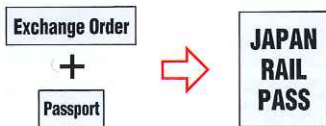


● The stations in red in the map have JAPAN RAIL PASS exchange offices.
(as of February 2011)

The JAPAN RAIL PASS is not valid for non-JR lines, including the non-JR lines and line sections indicated as *1 - *9 on the map, although JR may provide direct connecting services using these lines. Use of these lines or line sections will require the purchase of a valid rail ticket. *1 Hoketsu Kyuko (Muikamachi-Saigata); *2 Izu Kyuko (Ito-Izuku Shimoda); *3 Ise Railway (Kawarada-Tsu); *4 Kitakinki Tango Railway (Nishimazuru-Toyooka; Fukuichiama-Miyazu); *5 Chizu Kyuko (Kamigori-Chizu); *6 Tosa Kuroshio Railway (Kubokawa-Sukumo); *7 ICR Iwate Ginga Railway (Morioka-Metoki); *8 Aomori Railway (Metoki-Aomori). However, the use of local or rapid trains between Aomori-Hachinohe, Aomori-Noheji and Hachinohe-Noheji is permitted. For the section of the Aomori Railway Line between Aomori and Hachinohe, the JAPAN RAIL PASS can be used in the following limited cases: the case where the passenger transits through the section between Aomori Station to Hachinohe Station without getting off the train anywhere in that section and the case where the passenger changes to the Ominato Line at Noheji Station. *9 Tobu Railway (Kurihashi - Tobu-Nikko / Kinugawa-onsen)



G. How to turn in an Exchange Order to receive a JAPAN RAIL PASS



- You cannot use an Exchange Order when you travel on JR lines. Turn in your Exchange Order and obtain your JAPAN RAIL PASS at one of the JAPAN RAIL PASS exchange offices shown on the pages to the right. (Please take note of "Service Hours" and "Days Closed.")
- Your Exchange Order must be turned in for a JAPAN RAIL PASS within three months of the date the Order was issued.
- At the time of the exchange you will be asked to fill in a short application form and to show your passport with the Temporary Visitor stamp/sticker you received on entry into Japan. You must show your passport* and this stamp/sticker to process the Rail Pass Exchange Order.

* Without your passport, the pass exchange will not be made. (A photocopy of your passport is also not acceptable because you must show the "Temporary Visitor" stamp in it.) And if you meet conditions 2.a or b on p.3, you must show proof of same at the times of both Exchange Order purchase and PASS exchange.

- The type of PASS described on the Exchange Order cannot be changed.
- If the Exchange Order is lost or stolen, or you are unable to provide it for another reason, no exchange for a JAPAN RAIL PASS can be made.

H. How to make seat reservations

- Shinkansen,* most limited express and ordinary express trains have reserved Green Car seats and both reserved and non-reserved ordinary car seats. (The JAPAN RAIL PASS is not valid for any seats, reserved or non-reserved, on "NOZOMI" and "MIZUHO" trains on the Tokaido, Sanyo and Kyushu Shinkansen.) Please use "HIKARI," "SAKURA," "KODAMA" and "TSUBAME" trains.
- A non-reserved seat (except for "NOZOMI" and "MIZUHO" trains on the Tokaido, Sanyo and Kyushu Shinkansen) can be used simply by showing your JAPAN RAIL PASS.
- Seat reservations can be made without additional payment. To make a reservation, go to any Travel Service Center or a Reservation Office (Midori-no-madoguchi) at a JR station, or to the sales office of a JR-associated travel agency. There, show your PASS, and obtain your reserved-seat ticket before the boarding. ("NOZOMI" and "MIZUHO" trains and the trains marked with * in table 2 on p.5 require the payment of an additional charge.)

* There are no Green Cars on most "HIKARI" and "KODAMA" trains on the Sanyo Shinkansen line (Shin-Osaka-Hakata), or on Series 800 trains on the Kyushu Shinkansen line.

* The JR buses "Mizuumi-go" between Aomori and Towadako and "Oirase-go" between Hachinohe and Towadako require reservations. Please obtain your reserved-seat ticket before boarding these buses.

Note: Do not use an automatic ticket-reading gate with a JAPAN RAIL PASS or a reserved-seat ticket. Please show the PASS at a manned ticket gate.

Caution:

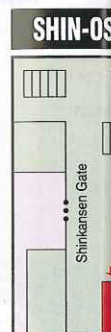
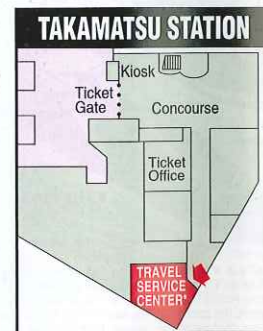
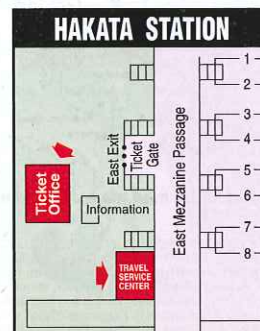
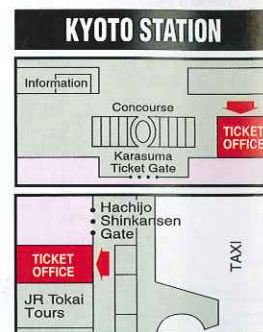
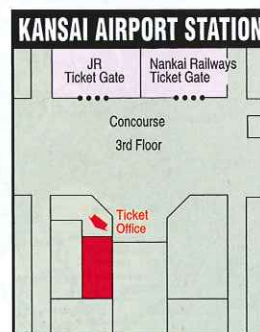
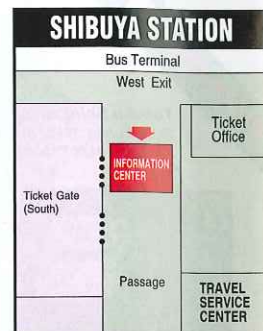
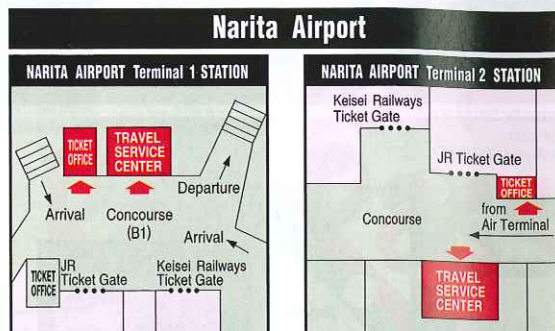
Please note that during crowded periods you cannot be guaranteed a seat on a specific train. The periods when seat reservations are particularly difficult to secure are as follows:

- December 28 to January 6
The New Year holiday period is the most popular travel time for Japanese people, for vacations and returns to hometown areas.
- April 27 to May 6
Due to consecutive holidays in a comfortable travel season, there is large-scale travel throughout Japan for leisure and recreation.
- August 11 to 20
Another time for traditional travel to hometown areas, called the Obon season.

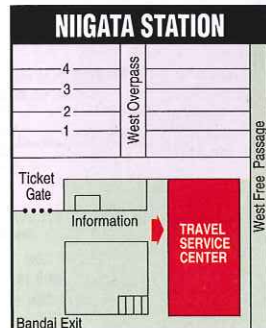
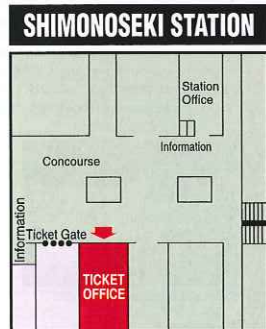
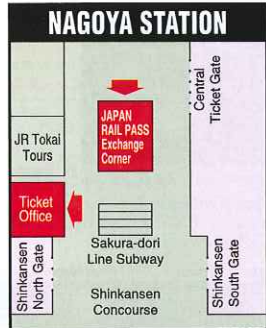
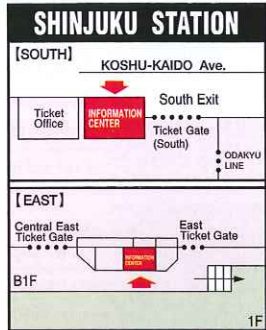
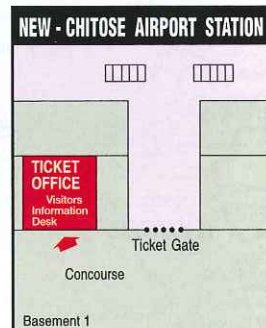
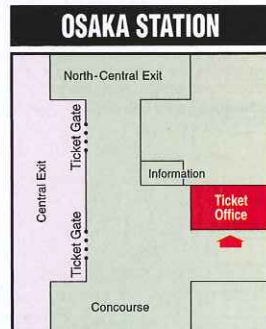
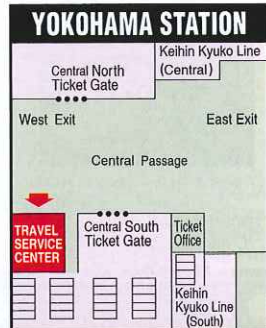
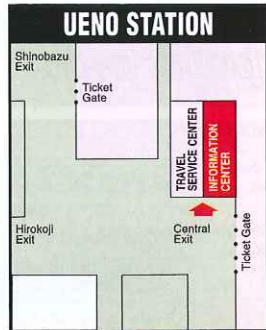
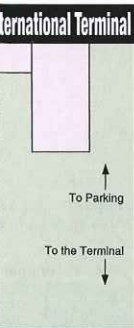


The sign for a reservation office (Midori-no-madoguchi)

I. Major stations with JAPAN RAIL PASS exchange offices



ange offices



J. Stations with JAPAN RAIL PASS exchange offices

Station	Office	Service Hours	
		Mon - Fri	Sat, Sun & Hols
Kushiro	Travel Service Center	10:00-18:00	
Obihiro	Travel Service Center	9:00-17:00	
Asahikawa	Travel Service Center	9:30-17:30	
Sapporo	JR Information Desk	8:30-19:00	
	Travel Service Center (East)	10:00-19:30	10:00-18:00
	Travel Service Center (South)	10:00-20:00	
New-Chitose Airport	JR Visitors Information Desk	8:30-21:00	
Hakodate	Travel Service Center	10:00-19:00	
Shin-Aomori	Travel Service Center	10:00-17:30	
Hachinohe	Travel Service Center	10:00-17:30	
Akita	Travel Service Center	10:30-18:00	10:30-17:00
Sendai	Travel Service Center	10:00-19:00 (incl. Sat)	10:00-18:00
Yamagata	Travel Service Center	10:00-18:00	10:00-17:00
Fukushima	Travel Service Center	10:30-19:00	10:00-17:00
Niigata	Travel Service Center	10:00-19:00	10:00-17:00
Nagano	Travel Service Center	10:00-19:00	10:00-17:30
Narita Airport Terminal 1	Travel Service Center	8:15-19:00	
Narita Airport Terminal 2	Ticket Office	6:30-8:15, 19:00-21:45	
	Travel Service Center	10:30-20:00	
Tokyo	Ticket Office	6:30-10:30, 20:00-21:45	
	JAPAN RAIL PASS Exchange Corner (Yaesu North)	7:30-20:30	
Ueno	JR-CENTRAL Ticket Office (Yaesu Central)	7:30-20:30	
	Information Center (Central Ticket Gate)	9:00-19:00	
Shinjuku	Information Center (South Ticket Gate)	9:00-19:00	
	Information Center (East Ticket Gate)	9:00-19:00	
Shibuya	Information Center (South)	10:00-18:30	
Ikebukuro	Information Center (Central Passage)	9:30-18:00	
Shinagawa	Information Center (Central Ticket Gate)	9:00-19:00	
	JR-CENTRAL Ticket Office	9:00-19:00	
Haneda Airport International Terminal	Travel Service Center (Tokyo Monorail 2F Ticket Gate / Arrival lobby)	11:00-18:30	
Yokohama	Travel Service Center	11:00-20:00	10:00-18:00
Shin-Yokohama	JR-CENTRAL Ticket Office	5:30-22:30	
Odawara	JR-CENTRAL Ticket Office	5:45-22:30	
Mishima	Ticket Office (South)	6:15-23:00	
Shizuoka	Ticket Office	5:00-23:05	
Hamamatsu	Ticket Office	5:25-23:20	
Nagoya	JAPAN RAIL PASS Exchange Corner	10:00-19:00	
	Ticket Office	6:00-10:00, 19:00-23:00	
Kanazawa	Ticket Office	6:00-22:00	
Kyoto	Ticket Office (JR-WEST Central)	5:30-23:00	
	Ticket Office (JR-CENTRAL Hachijo Shinkansen)	8:30-23:00	
Shin-Osaka	Ticket Office (Central)	5:30-23:10	
Osaka	Ticket Office	5:30-23:00	
Kansai Airport	Ticket Office	5:30-23:00	
Sannomiya	Ticket Office (Central)	5:00-23:00	
Okayama	Ticket Office	5:00-23:30	
Matsue	Ticket Office	4:50-21:30	
Hiroshima	Ticket Office	5:20-23:00	
Shimonoseki	Ticket Office	5:30-22:30	
Takamatsu	Travel Service Center	10:00-18:00	10:00-17:00
Matsuyama	Travel Service Center	10:00-18:00	10:00-17:00
Tokushima	Travel Service Center	10:00-18:00	
Kokura	Travel Service Center	10:00-19:00	10:00-18:00
Hakata	Travel Service Center	10:00-20:00 (Mon-Sat)	10:00-18:00 (Sun & Hols)
	JR-KYUSHU Ticket Office	5:30-10:00, 20:00-23:00 (Mon-Sat) / 5:30-10:00, 18:00-23:00 (Sun & Hols)	
Saga	Travel Service Center	10:00-19:00	10:00-17:00
Nagasaki	Travel Service Center	10:00-19:00	10:00-17:30
Kumamoto	Travel Service Center	10:00-19:00	10:00-17:30
Oita	Travel Service Center	10:00-19:00	10:00-17:00
Miyazaki	Travel Service Center	10:00-19:00	10:00-17:30
Kagoshima-chūō	Travel Service Center	10:00-19:00	10:00-18:00

Note: Some Travel Service Centers are closed during the year end / New Year holiday period. Offices and service hours are subject to change or discontinuation without notice. (as of February 2011)

K. To use a train or car not within the validity range of a JAPAN RAIL PASS, such as those marked * in table 2 on p.5

1. If you have an Ordinary-type JAPAN RAIL PASS and want to use a Green Car seat, you must pay the Green Car charge and the associated limited express or ordinary express charge.
2. If you have a Green- or Ordinary-type JAPAN RAIL PASS and want to use an ordinary private compartment on a Shinkansen or a limited express train, you must pay the Shinkansen or limited express charge.

3. If you have a Green- or Ordinary-type JAPAN RAIL PASS and want to use a Green private compartment on a Shinkansen or a limited express train, you must pay the Shinkansen or limited express charge in addition to the Green private compartment charge.

Note that if you use a Green or ordinary private compartment and there are fewer persons than the specified number for that compartment, you must pay children's fares and charges for the number of persons less than this specified number in addition to the charges described above. However, 1- or 2-person occupancy of a private compartment is not available on the Sanyo Shinkansen trains.

If you have a Green- or Ordinary-type JAPAN RAIL PASS and you want to use the GranClass car, you must pay the GranClass surcharge and the associated limited express charge.

4. If you have a Green- or Ordinary-type JAPAN RAIL PASS and want to use a berth on a limited express or ordinary express sleeping car, you must pay the limited express or ordinary express charge in addition to the berth charge. **Moreover, if you travel on a sleeping car that passes through Morioka to Aomori, you must pay on board the basic fares for the two local sections traveled over: IGRiIwate Ginga Railway (Morioka - Metoki) and Aomori Railway (Metoki - Aomori).**
5. If you have a Green- or Ordinary-type JAPAN RAIL PASS and want to travel on a train that requires a numbered ticket or liner ticket, a charge is payable to obtain these tickets.
6. If you travel overnight on the last day your pass is valid, the basic fare will be covered as far as you travel, including train changes, until you first exit a station. However, surcharges are only covered for the train on which you were riding past midnight on the final day your pass was valid.
7. If you have a Green-type JAPAN RAIL PASS and choose to use an ordinary seat, you cannot receive a refund of the price difference between a Green Car seat and an ordinary car seat.
8. When reserved seats are full, you should use a non-reserved seat. Also in this case, no refund can be made of the price difference between a reserved and a non-reserved seat.
9. The JAPAN RAIL PASS is not valid for any seats, reserved or non-reserved, on "NOZOMI" and "MIZUHO" trains on the Tokaido, Sanyo and Kyushu Shinkansen lines. If you use a "NOZOMI" or "MIZUHO" train you must pay the basic fare and the limited express charge, and for a Green Car the Green Car surcharge.

L. Other usage conditions

1. Use of a JAPAN RAIL PASS is strictly limited to the signer (hereafter "you") only.
2. You should carry your passport during travel, and be prepared to show it if requested.
3. Refund of Exchange Order or JAPAN RAIL PASS
An Exchange Order that has not been turned in for a JAPAN RAIL PASS can be returned to the office where it was purchased for a refund, within one year of the date of issue. In such case a handling fee and communication fee will be subtracted from the refund.
If you wish to receive a refund for a JAPAN RAIL PASS, this can be done at all JAPAN RAIL PASS exchange offices, providing that, in principle, the application for refund is made before the start date indicated on the pass. (Ten percent of the yen price of the PASS will be charged as a handling fee.)
Also no refund or extension of the validity period can be made in the event of train non-operation, delay, or the like.
4. Neither an Exchange Order nor a JAPAN RAIL PASS can be reissued if lost or stolen.
5. These and other usage conditions follow the Japan Railways Group passenger transportation regulations and Japanese laws. The validity of an Exchange Order, however, shall follow the stipulations and regulations of the company that issued the Exchange Order.

Buy a Rail Pass and Enjoy Another Great Advantage

All JR HOTEL GROUP Hotels Provide JAPAN RAIL PASS Holders with Special Discount Rates!

Founded in 1987, JR Hotel Group is one of the largest consortiums in Japan. Most member hotels are located next door to JR stations in the most desirable locations throughout the nation, and, all of them offer Japan Rail Pass holders' Special Discount Rates! When you buy a pass, take full advantage of its benefits.

The following hotels ① - ⑩ (please go overleaf for ⑪ - ⑩) correspond to each figure on the map. Rates indicated here are inclusive of service charge (not chargeable at some hotels) and taxes. (Special Discount Rates may not apply depending on the season.)

- Rates listed are as of January 2011 and may change without notice.
- Rooms may not be available if the hotel is full.

SAPPORO

① JR Tower Hotel Nikko Sapporo

	1 Person	2 Persons
Std Rm / 1 Sgl Bed	¥ 16,000	—
Std Rm / 2 Sgl Beds	from ¥ 25,600	from ¥ 28,800

NISHI 2, KITA 5, CHUO-KU, SAPPORO, HOKKAIDO 060-0005

SENDAI

⑦ Hotel Metropolitan Sendai

	1 Person	2 Persons
Std Rm / 1 Sgl Bed	from ¥ 10,164	—
Std Rm / 2 Sgl Beds	from ¥ 18,017	from ¥ 20,789

1-1-1 CHUO, AOBA-KU, SENDAI, MIYAGI 980-8477

ASAHIKAWA

② Asahikawa Terminal Hotel

	1 Person	2 Persons
Std Rm / 1 Sgl Bed	¥ 6,300	—
Std Rm / 2 Sgl Beds	¥ 9,450	¥ 12,600

7-2-1, MIYASHITA-DORI, ASAHIKAWA, HOKKAIDO 070-0030

YAMAGATA

⑧ Hotel Metropolitan Yamagata

	1 Person	2 Persons
Std Rm / 1 Sgl Bed	from ¥ 8,778	—
Std Rm / 2 Sgl Beds	from ¥ 12,936	from ¥ 15,708

1-1-1 KASUMICHO, YAMAGATA, YAMAGATA 990-0039

OBIHIRO

③ Hotel Nikko Northland Obihiro

	1 Person	2 Persons
Std Rm / 1 Dbl Bed	¥ 7,350	—
Std Rm / 2 Sgl Beds	¥ 8,400	¥ 11,550

MINAMI 13-1, NISHI 2, OBIHIRO, HOKKAIDO 080-0012

NAGANO

⑨ Hotel Metropolitan Nagano

	1 Person	2 Persons
Std Rm / 1 Sgl Bed	¥ 7,392	—
Std Rm / 2 Sgl Beds	¥ 11,088	¥ 14,784

1346 MINAMISHIDO-CHO, NAGANO, NAGANO 380-0824

AKITA

④ Hotel Metropolitan Akita

	1 Person	2 Persons
Std Rm / 1 Sgl Bed	from ¥ 8,800	—
Std Rm / 2 Sgl Beds	from ¥ 14,000	from ¥ 16,000

7-2-1 NAKADORI, AKITA, AKITA 010-8530

TAKASAKI

⑩ Hotel Metropolitan Takasaki

	1 Person	2 Persons
Std Rm / 1 Sgl Bed	¥ 8,800	—
Std Rm / 2 Sgl Beds	¥ 12,000	¥ 14,400

222 YASHIMA-CHO, TAKASAKI, GUNMA 370-0849

MORIOKA

⑤ Hotel Metropolitan Morioka

	1 Person	2 Persons
Std Rm / 1 Sgl Bed	¥ 7,392	—
Std Rm / 2 Sgl Beds	¥ 12,012	¥ 14,322

1-44 MORIOKA EKIMAE-DORI, MORIOKA, IWATE 020-0034

TOKYO

⑪ Hotel Metropolitan Tokyo

	1 Person	2 Persons
Std Rm / 1 Sgl Bed	¥ 16,832	—
Std Rm / 2 Sgl Beds	¥ 22,376	¥ 22,376

1-6-1 NISHI-KEBUKU, TOSHIMA-KU, TOKYO 171-8505

MORIOKA

⑥ Hotel Metropolitan Morioka / New Wing

	1 Person	2 Persons
Std Rm / 1 Sgl Bed	¥ 8,778	—
Std Rm / 2 Sgl Beds	¥ 13,860	¥ 16,632

2-27 MORIOKA EKIMAE-KITADORI, MORIOKA, IWATE 020-0033

TOKYO

⑫ Hotel Metropolitan Edmont

	1 Person	2 Persons
Std Rm / 1 Sgl Bed	¥ 16,832	—
Std Rm / 2 Sgl Beds	¥ 22,376	¥ 25,148

3-10-8 IIDABASHI, CHIYODA-KU, TOKYO 102-8130

NARA

46 Nara Hotel

	1 Person	2 Persons
Std Rm / 1 Dbl Bed	¥23,000	¥24,000
Std Rm / 2 Sgl Beds	¥23,000	¥24,000

1096 TAKABATAKECHO, NARA, NARA 630-8031

AMAGASAKI (Hyogo)

47 Hotel Hopinn Aming

	1 Person	2 Persons
Dlx Rm / 1 Dbl Bed	¥12,600	¥16,800
Std Rm / 2 Sgl Beds	¥12,600	¥16,800

1-4-1 SHIOE, AMAGASAKI, HYOGO 661-0976

SANNOMIYA-Kobe

48 Sannomiya Terminal Hotel

	1 Person	2 Persons
Std Rm / 1 Dbl Bed	¥15,065	¥18,189
Std Rm / 2 Sgl Beds	¥15,272	¥18,396

8-1-2 KUMOIDORI, CHUO-KU,KOBE,HYOGO 651-0096

TAKAMATSU

49 ANA Hotel Clement Takamatsu

	1 Person	2 Persons
Std Rm / 1 Sgl Bed	¥11,226	—
Std Rm / 2 Sgl Beds	¥19,750	¥21,829

1-1 HAMANOCHO, TAKAMATSU, KAGAWA 760-0011

TOKUSHIMA

50 Hotel Clement Tokushima

	1 Person	2 Persons
Std Rm / 1 Sgl Bed	¥8,639	—
Std Rm / 2 Sgl Beds	¥13,744	¥16,689

1-61, NISHI, TERASHIMAHONCHO, TOKUSHIMA,
TOKUSHIMA 770-0831

UWAJIMA

51 Hotel Clement Uwajima

	1 Person	2 Persons
Std Rm / 1 Sgl Bed	¥6,237	—

10-1 NISHIKIMACHI, UWAJIMA, EHIME 798-0034

KOKURA (Fukuoka)

52 Station Hotel Kokura

	1 Person	2 Persons
Std Rm / 1 Sgl Bed	¥9,147	—
Std Rm / 2 Sgl Beds	¥10,187	¥16,112

1-1-1 ASANO, KOKURAKITA-KU, KITAKYUSU, FUKUOKA 802-0001

HuisTenBosch (Nagasaki)

53 ANA Hotel JR Huis Ten Bosch

	1 Person	2 Persons
Dlx Rm / 1 Dbl Bed	¥18,630	¥22,476
Dlx Rm / 2 Sgl Beds	¥20,478	¥24,324

10 HUIS TEN BOSCH-CHO, SASEBO, NAGASAKI 859-3296

KOKURA (Fukuoka)

54 JR Kyushu Hotel Kokura

	1 Person	2 Persons
Std Rm / 1 Sgl Bed	¥5,670	—
Std Rm / 2 Sgl Beds	¥8,000	¥9,450

1-3-6 ASANO, KOKURA KITA-KU, KITAKYUSU, FUKUOKA 802-0001

FUKUOKA

55 JR Kyushu Hotel Fukuoka

	1 Person	2 Persons
Std Rm / 2 Sgl Beds	¥10,000	¥13,140
Dlx Rm / 1 Semi Dbl Bed	¥7,920	¥12,420

2-2-4 HAKATAKI-HIGASHI, HAKATA-KU, FUKUOKA, FUKUOKA 812-0013

NAGASAKI

56 JR Kyushu Hotel Nagasaki

	1 Person	2 Persons
Std Rm / 1 Sgl Bed	¥6,210	—
Std Rm / 2 Sgl Beds	¥9,450	¥11,340

1-1 ONOUEMACHI, NAGASAKI, NAGASAKI 850-0058

KUMAMOTO

57 JR Kyushu Hotel Kumamoto

	1 Person	2 Persons
Std Rm / 1 Sgl Bed	¥5,850	—
Std Rm / 2 Sgl Beds	¥9,450	¥11,340

3-15-15 KASUGA, KUMAMOTO, KUMAMOTO 860-0047

KAGOSHIMA

58 JR Kyushu Hotel Kagoshima

	1 Person	2 Persons
Std Rm / 1 Sgl Bed	¥5,850	—
Std Rm / 2 Sgl Beds	¥8,950	¥10,800

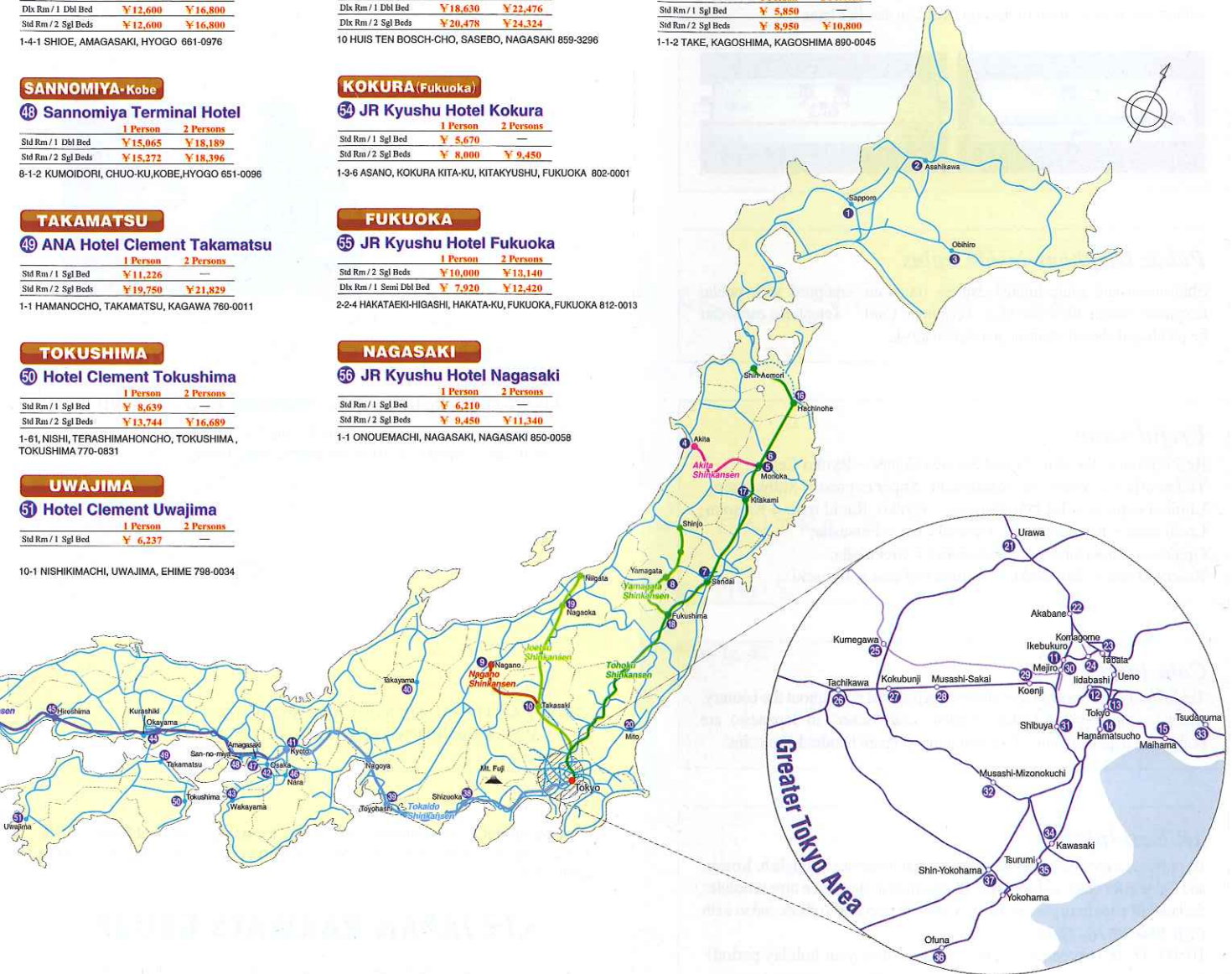
1-1-2 TAKE, KAGOSHIMA, KAGOSHIMA 890-0045

YAKUSHIMA (Kagoshima)

59 JR Hotel Yakushima

	1 Person	2 Persons
Std Rm / 2 Sgl Beds	from ¥15,880	from ¥28,400

136-2 ONOIDA YAKUSHIMA-CHO, KUMAGE-GUN,
KAGOSHIMA 891-4404



Helpful Information for JR Travel

Indications of station names

All JR stations display station names in both Japanese and Roman letters on their platforms. A given station's name is in the top center of the signboard, in large letters; the names of the previous station and the next station are at the bottom of the signboard, in smaller letters.



Public telephone inside trains

Shinkansen and some limited express trains are equipped with public telephone, which allow use of a "Telephone Card." Telephone cards can be purchased aboard trains or at a station kiosk.

Useful words

Reservation = Yoyaku; Travel Service Center = Ryoko Center;
Ticket office = Midori-no-madoguchi; Super express = Shinkansen;
Limited express = Tokkyu; Express = Kyuko; Rapid train = Kaisoku;
Local train = Kakuekiteisha; Ordinary car = Futsusha;
Green car (superior accommodations) = Green-sha;
Reserved seat = Shiteiseki; Non-reserved seat = Jiyuseki

Coin-locker

Traditional checkrooms have almost disappeared throughout the country. Instead, coin-operated lockers (called "coin-locker" in Japanese) are popular in major stations. To travel light, prepare hundred-yen coins.

JR East Infoline

JR provides a convenient telephone information service in English, Korean and Chinese for quick and complete JR information about train time schedules, the faster JR route from place to place, locations of reservation offices, and so forth.

Call 050-2016-1603

10:00-18:00 (except during the year-end/new year holiday period)

Seat reservations cannot be accepted by this telephone service.

Sales at stations and in trains

Mobile vendors on Shinkansen and other long-distance trains sell "Ekiben" box lunches (these contain local specialty Japanese-style foods), as well as snacks and drinks. These items are also readily available at station kiosks, and many stations also have a variety of restaurants as well as many vending machines.



Avoid rush hours in the morning and evening

In major cities, avoid traveling during the morning and evening rush hours (approx. 7:30-9:30 and 17:00-20:00).

This pamphlet is a convenient guidebook for using a JAPAN RAIL PASS. Please carry it along with your PASS during your travel, and enjoy Japan to the full.

JR JAPAN RAILWAYS GROUP

Information given here is effective as of February 2011, and subject to change without notice. However, refunds or compensation will not be made for any loss or expense incurred as a result of such changes to any of the information.